
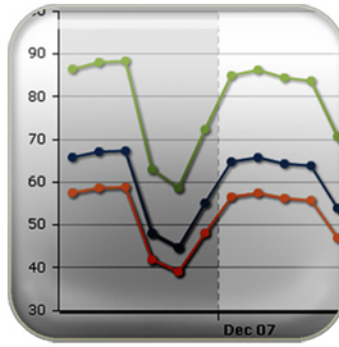


Periscope™

Building Intelligence for Action



A Strategic Application for Efficient & Sustainable Facilities

Periscope™ by ActiveLogix is a configurable, browser-based dashboard application that provides identification of real-time data and historical trends in the rapidly changing environments of multi-facility operations. Periscope reduces volumes of data from disparate systems into visual knowledge. This empowers each user the ability to quickly identify issues, investigate causes, and recommend action in order to optimize overall resource efficiencies and positively impact the bottom line.



SOMETHING FOR EVERYONE.

Periscope™ is a user configurable dashboard designed for use by all levels of an organization. Periscope offers each user the ability to build and customize their own unique dashboard, matching their information needs with their job responsibilities to discover, analyze, optimize, and document facility performance, for one site or an entire enterprise.

For Owners

For energy conscious Owners and Sustainability Managers, the Periscope dashboard is an intuitive tool to enable comparisons between campuses, buildings, and departments. Using Periscope's Ranking Chart Viewlet, assessments can be made to foster improved energy awareness across multiple sites. "One click" Kiosk functionality enables dissemination of corporate sustainability and conservation initiatives.



Benefits include: Lower energy bills, documented reduction in company's carbon footprint, overall utility cost reduction to increase net profits, communicate corporate environmental responsibility, and optimized value to shareholders.



For Facility & Energy Managers

For Facility & Energy Managers, Periscope has numerous tools to assist in identifying poorly performing assets, excessive load duration profiles, sub-par central plant operation, etc. Periscope can even help prioritize areas that would most benefit from capital or maintenance expenditures, and document the resulting improvements.

Benefits include: Ability to easily recognize problems as soon as they arise. Increased productivity, reduction in cost of service calls, savings in capital expenditures and maintenance costs, and a reduction in overspending for resources.

For Integrators

For the Systems Integrator, Periscope's Graphical User Interface (GUI) can integrate equipment views and alarms alongside real-time and historical charts, KPI analyses, and third-party websites. Periscope can provide a graphical "network status" view, providing immediate color-coded visual identification of "device health" or other problem areas in the connected NiagaraAX® network.



Benefits include: Substantial reductions in startup time and M&V requirements for new or updated projects. Discovery and aggregation of multi-building and equipment controls data. "At-a-glance" verification of network device performance.



For Administrators

For the CFO or Administrator, Periscope enables the user to visualize locations that are deviating from their historical performance or operating outside the norm for similar structures. Periscope can also provide timely tracking of savings achieved as a result of investment in conservation or capital projects.

Benefits include: Visualization of overall goals and how success is measured, Improved energy systems operational awareness, Measurement and performance for the actual abilities of equipment suppliers, Create performance benchmarks, and identify weaknesses needing improvement.

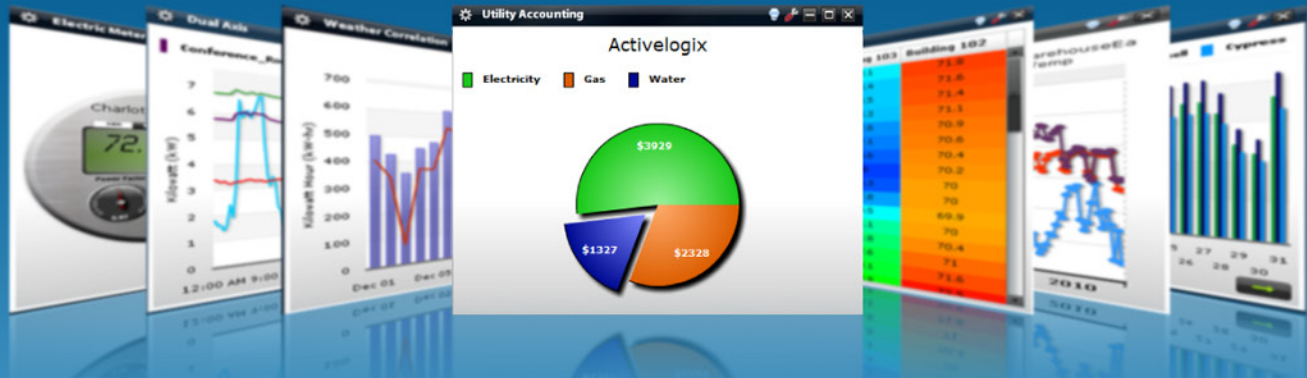
For Consulting Engineers

For the Consulting Engineer, Periscope provides an invaluable tool to "baseline" energy consumption in existing buildings prior to major retrofits and clearly document the achievement of contracted results based on the new engineered design. In new construction, Periscope can provide the visibility to commission new construction and automation systems as performing to spec.

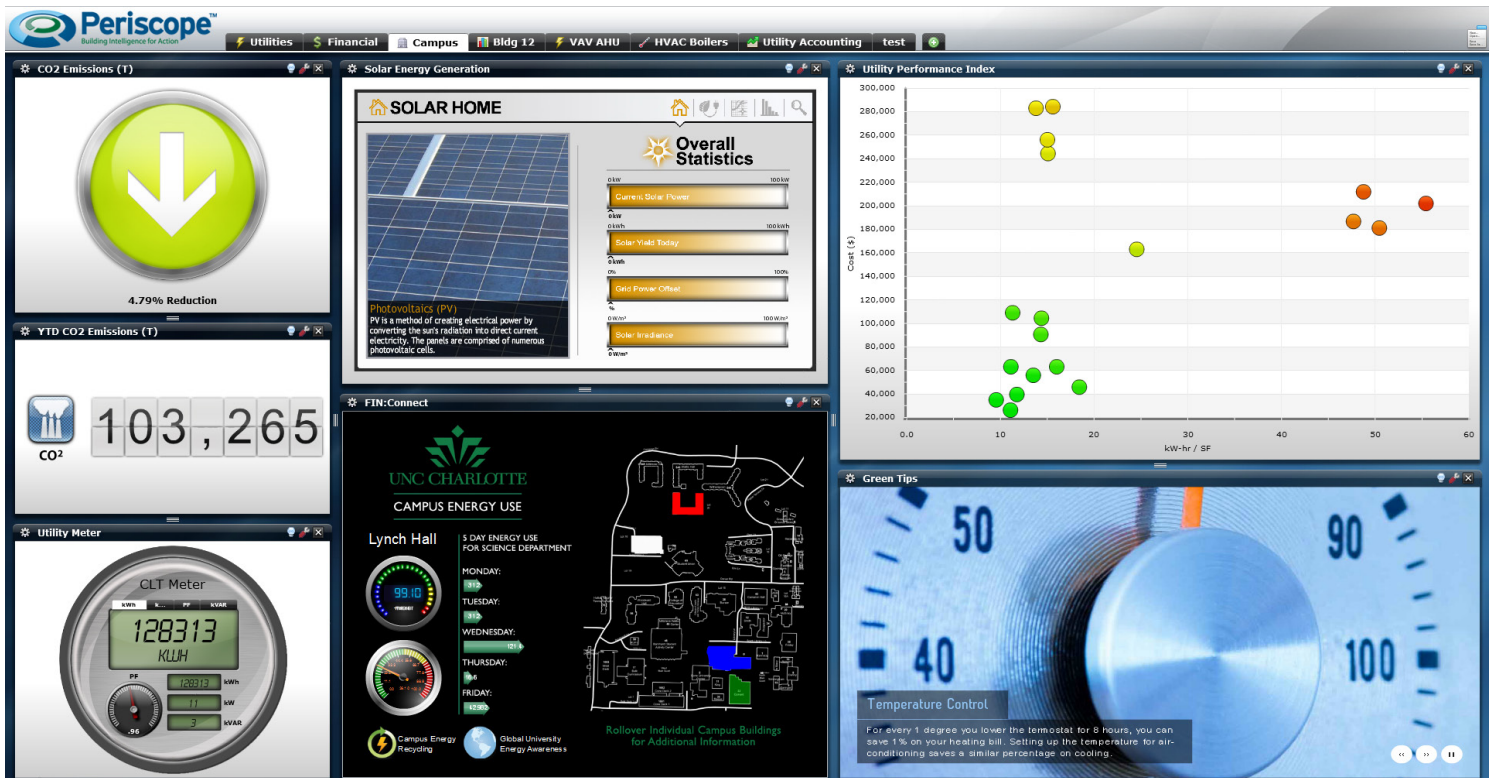


Benefits include: Analysis of current energy consumption trends, discovery of anomalies and verification of corrected operational performance. Energy utilization can be normalized and ranked against best practices for equivalent usage profiles among LEED class facilities.

WHERE FORM FOLLOWS FUNCTION.



Built by you, for you – Periscope’s dashboard can include multiple tabs, with each tab containing a unique number of “viewlets”. The custom “on-the-fly” setup allows for unlimited user-specific configurations.



To Each Their Own

Periscope is the solution for end users who desire a more dynamic, configurable way to view the facility information in their enterprise. Due to the wide range of potential users, from the highly technical to the non-technical, Periscope is designed to provide each user with their own unique dashboard client. The dashboard can easily be set up and modified from a growing library of “viewlets” by any user without affecting any other users’ preferences and settings.

User-Defined Layouts

Periscope’s dynamic viewlet sizing and positioning capability allows users to create unlimited dashboard configurations. Users can manually move and scale the viewlets, making them the exact size desired for the best possible dashboard layout.

Enterprise Libraries

Periscope allows users to save tabs and viewlets to a shared knowledge library. Users can then quickly add pre-configured tabs and viewlets to their dashboards, providing an efficient way to create, save, and share a common knowledge base.



THE NUTS AND BOLTS.

Features/Benefits

- User-Centric - Each user can create, view and modify their own dashboard in minutes, thus enabling them to focus on current or rapidly changing conditions for their area of responsibility.
- Viewlet Library - A growing library of viewlets empowers users with an ever-expanding offering of visualization options for various types of data.
- Niagara^{AX} Security Model - Utilizes Niagara's proven security model, enabling maximum management flexibility by using existing user credentials.
- Auto Discovery Wizard - Allows users to efficiently identify and map the information from many sources, including meters, databases, or automation systems.
- Virtual Naming - Data mapped into Periscope can be given "friendly" (recognizable) names without impacting the underlying control database.
- Data Normalization - Provides the ability to normalize data such as energy consumption, and account for differences in square footage, etc.
- Periscope Guest Accounts - Guest accounts permit administrators to build views for a target audience, but prevent the guest users from accidentally modifying the intended setup. This feature helps protect important configurations while "publishing" information to a large audience.
- Periscope for a JACE - For single sites or smaller footprints, Periscope will run as a stand-alone module on a JACE, eliminating the need for additional PC-based or SaaS software.
- Green Tips Slideshow - Pictorial slideshow viewlet showcasing energy-saving tips provides users with a highly informative and visually attractive display, perfect for kiosks.
- Equivalency Conversions - Allows for "one-click" display of selected trends in equivalent units, such as kWh to dollars or metric tons of CO².
- Localization for Language and Currency – Periscope dashboards can operate in multiple languages, even within the same installation, enabling multilingual, user-specific implementations.
- Viewlet Export Options - Viewlets can be exported as an image file, or as an image within a PDF file. Their tabular data can also be exported in CSV format for instant use in reports and technical documents.
- Kiosk Manager - Fully-configurable kiosk settings for viewlets, tabs, and informational popups help foster "grass-roots" support, while highlighting the energy initiatives of corporate and public sustainability awareness campaigns.



Requirements

Periscope is designed to run as a module on a Niagara^{AX} station and utilizes the trusted Niagara licensing and security model. The Periscope service is then accessible to all end users through a standard browser interface, such as Internet Explorer, Mozilla Firefox, and Safari.

Periscope integrates real-time and historical data available in a Vykron[®] AX Supervisor or JACE[®] and similar Niagara^{AX} versions from Honeywell, Johnson Controls, Siemens, etc. A built-in discovery and mapping wizard extracts only the approved point and trend data.

Periscope requires that connected AX Supervisors and JACES have oBIX (Open Building Information Xchange) enabled. In addition to Niagara^{AX} data, Periscope can also access data from non-Niagara systems (such as BACnet and Modbus) as well as data from business systems and traditional databases. These data feeds enable Periscope to combine business and control data for optimal visual knowledge of your facility performance.

About Activelogix

Activelogix, LLC is a leading provider of browser-based enterprise automation solutions for building intelligence. By utilizing design services, consulting, custom applications, and technologies, Activelogix supports the management and optimization of intelligent, sustainable, and secure facilities in a multi-vendor, cross-platform environment.

Our software and hardware solutions are distributed through a growing channel of national accounts, systems integrators, and original equipment manufacturers.

Additional information about Activelogix and all available products and services can be found at

www.activelogix.com, or by

contacting Activelogix at 1-704-553-8510 or

1-800-670-5977.



www.PeriscopeDashboard.com

ALX-DS-PER-201304